

9027Fzts

CAB//CANOPY
EXCAVATOR

ENGINE
Yanmar
3TNV80F

OPERATING WEIGHT
*6,063 lb -5,908 lb
(2,750 kg - 2,680 kg)

OUTPUT POWER
20.4 hp
(15.2 kW)

BUCKET CAPACITY
0.065 yd³
(0.05 m³)

MAX. DIGGING DEPTH
9 ft 4 in
(2,857 mm)



SPECIFICATIONS

ENGINE

Emissions rating	EPA Tier 4 Final - Stage V
Make	Yanmar
Model	3TNV80F
Aspiration	Natural
Cooling fan drive	Direct
Displacement	77.3 in ³ (1.267 L)
Output power	20.4 hp (15.2 kW) @ 2,500 rpm
Peak torque	49.6 lb-ft (67.3 N-m) 1,800 rpm
Cylinders	3
Bore × Stroke	3.1 in x 3.3 in (80 mm × 84 mm)

HYDRAULIC SYSTEM

Main Pump

Type	Load-sensing variable piston pump
Maximum flow	22.8 gal/min (86.4 L/min)

Relief Valve Setting

Implement	3,133 psi (21.6 MPa)
Travel circuit	3,133 psi (21.6 MPa)
Slew circuit	2,698 psi (18.6 MPa)
Pilot circuit	566 psi (3.9 MPa)

Hydraulic Cylinders

Boom Cylinder Bore × Stroke	2.7 in x 20.1 in (70 mm x 510 mm)
Arm Cylinder Bore × Stroke	2.7 in x 19 in (70 mm x 482 mm)
Bucket Cylinder Bore × Stroke	2.5 in x 15 in (65 mm x 382 mm)

SERVICE CAPACITIES

Fuel tank	7.1 gal (27 L)
Engine oil	1.2 gal (4.4 L)
Cooling system	1.3 gal (5 L)
Hydraulic reservoir	6.9 gal (26 L)

UNDERCARRIAGE

Rubber track assembly	12 in (300 mm)
Bottom rollers each side	3
Top rollers each side	1

SWING SYSTEM

Planetary gear reduction driven by high torque axial piston motor, with oil disk brake. Swing parking brake resets within five seconds after swing pilot controls return to neutral.

Swing speed	9.5 rpm
Swing torque	3,395 lb-ft (4,600 N-m)

DRIVE & BRAKES

2-speed axial piston motors with oil disk brakes. Steering controlled by two detachable hand levers with pedals.

Travel speed	High: 2.8 mph (4.5 km/h) Low: 1.7 mph (2.7 km/h)
Gradeability	30° / 58%
Max. drawbar pull	5,530 lb-ft (24.6 kN)

ELECTRIC SYSTEM

System voltage	12 V
Battery	12 V (one)
Alternator	12 V - 40 A
Starter motor	12 V - 1.9 hp (12 V - 1.4 kW)

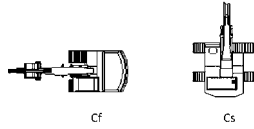
SOUND PERFORMANCE

Interior sound level (ISO 6396)	79 dB(A)
Exterior sound level (ISO 6395)	93 dB(A)

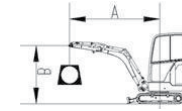
SPECIFICATIONS

STANDARD 9027FZTS WITH 12 IN (300 MM) SHOES, 4 FT 3 IN (1.3 M) ARM

A: Reach from swing center
 B: Bucket hook height
 C: Lifting capacity
 Cf: Rating over front
 Cs: Rating over side



Conditions:
 Boom length: 6 ft 10 in (2.08 m)
 Arm length: 4 ft 3 in (1.3 m)
 Counterweight: 694 lb (315 kg)
 Shoes: 12 in (300 mm)
 Bucket: None



1. *Indicates the load is limited by hydraulic capacity rather than the tipping capacity.
 2. The below loads are in compliance with the ISO 10567 hydraulic rating standard. They do not exceed 87% of the hydraulic lifting capacity of 75% tipping load.
 3. Rating at bucket lift hook.

Blade Down

A Reach: ft (m)

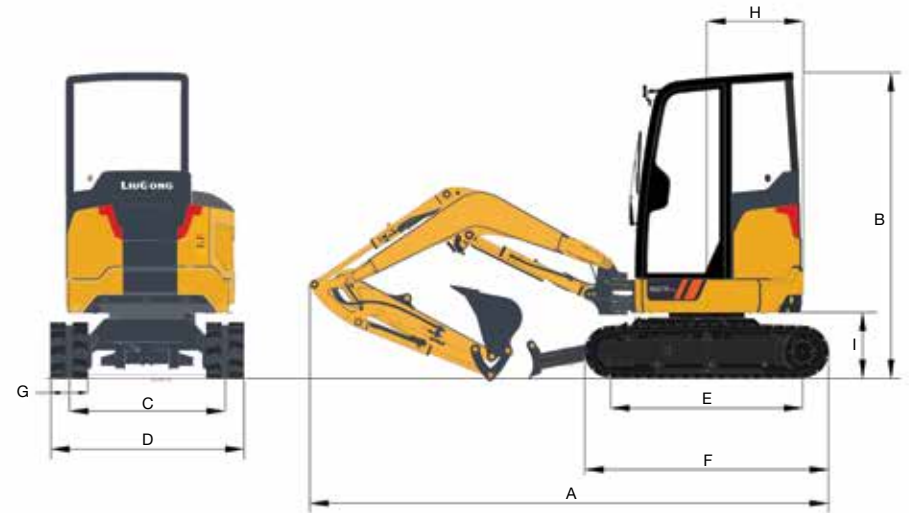
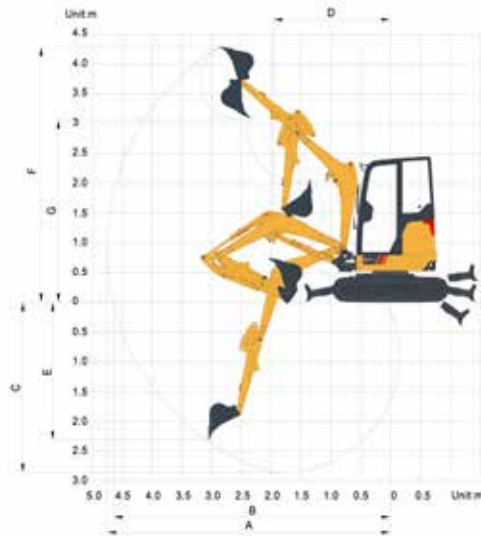
B: Height ft (m)		6 ft 6 in (2 m)		8 ft 2 in (2.5 m)		9 ft 10 in (3 m)		11 ft 6 in (3.5 m)		MAX REACH		Distance
		Cf	Cs	Cf	Cs	Cf	Cs	Cf	Cs	Cf	Cs	
6 ft 6 in 2 m	lb kg					*1,012 *460	*1,034 *470	*1,103 *500	*796 *362	*1,056 *480	770 350	12 ft 9 in 3.9 m
3 ft 3 in 1 m	lb kg	*3,040 *1,382	1,709 777	*2,092 *951	1,236 562	*1,674 *761	953 433	*1,445 *657	766 348	*1,285 *584	609 277	13 ft 5 in 4.1 m
0 ft 0 m	lb kg	*2,794 *1,270	1,980 900	*2,530 *1,150	1,164 529	*1,518 *690	1,056 480	*1,144 *520	880 400	*1,144 *520	704 320	13 ft 2 in 4 m
- 3 ft 3 in - 1 m	lb kg	*3,159 *1,436	1,610 732	*2,334 *1,061	1,155 525	*1,797 *817	898 408			*1,362 *619	746 339	13 ft 5 in 4.1 m

Blade Up

6 ft 6 in 2 m	lb kg					*1,012 *460	*1,034 *470	1,003 456	796 362	946 430	770 350	12 ft 9 in 3.9 m
3 ft 3 in 1 m	lb kg	2,257 1,026	1,709 777	1,593 724	1,236 562	1,217 553	953 433	972 442	766 348	772 351	609 277	13 ft 5 in 4.1 m
0 ft 0 m	lb kg	2,244 1,020	1,892 860	1,518 690	1,164 529	1,254 570	1,056 480	1,012 460	858 390	836 380	704 320	13 ft 2 in 4 m
- 3 ft 3 in - 1 m	lb kg	2,149 977	1,610 732	1,507 685	1,155 525	1,157 526	898 408			953 433	746 339	13 ft 5 in 4.1 m

SPECIFICATIONS

EXCLUSIVELY FOR DEALER



WORKING RANGES

Description	Standard Cab	Standard Canopy
Boom	6 ft 10 in (2.08 m)	
Arm	4 ft 3 in (1.3 m)	
A Max. digging reach	15 ft 7 in (4,757 mm)	
B Max. digging reach at ground level	15 ft 3 in (4,648 mm)	
C Max. digging depth	9 ft 4 in (2,857 mm)	
D Min. front swing radius	6 ft 5 in (1,965 mm)	
E Max. vertical wall digging depth	7 ft 7 in (2,312 mm)	
F Max. digging height	14 ft 4 in (4,365 mm)	
G Max. dumping height	10 ft 1 in (3,067 mm)	
Max. digging depth 2.5m (8 ft 2 in) level bottom	7 ft 10 in (2,386 mm)	
Dozer up	1 ft 2 in (350 mm)	
Dozer down	1 ft 4 in (400 mm)	
Bucket digging force (ISO)	4,496 lbf (20 kN)	
Arm digging force (ISO)	2,698 lbf (12 kN)	
Bucket capacity	0.065 yd ³ (0.05 m ³)	
Bucket tip radius	2 ft 2 in (662 mm)	

DIMENSIONS

	Standard Cab	Standard Canopy
Boom	6 ft 10 in (2.08 m)	
Arm	4 ft 3 in (1.3 m)	
A Shipping length	13 ft 8 in (4,160 mm)	
B Max. shipping height to top of cab/canopy	8 ft 1 in (2,450 mm)	
C Track gauge	4 ft 1 in (1,250 mm)	
D Undercarriage width	5 ft 1 in (1,550 mm)	
E Length to center of rollers	5 ft 1 in (1,540 mm)	
F Track length	6 ft 5 in (1,953 mm)	
G Track width	12 in (300 mm)	
H Tail swing radius	2 ft 7 in (775 mm)	
I Counterweight ground clearance	1 ft 9 in (530 mm)	
Max boom offset to the right	2 ft 3 in (694 mm)	
Max boom offset to the left	1 ft 8 in (498 mm)	
Max boom swing angle to the right	54.5°	
Max boom swing angle to the left	74°	

LGNA-SS-9027FZTS-202107-ENG-US

Specifications and designs are subject to change without notice. Machines shown may include optional equipment.

LiuGong Construction Machinery N.A., LLC.
22220 Merchants Way - Suite 100
Katy, TX 77449
USA

T: 281-579-8882
www.liugongna.com

F: 281-579-8388